

**GREENVILLE MIDDLE ACADEMY**

**Traditional & Global Studies**

**STRATEGIC PLAN &  
SCHOOL PORTFOLIO**

**2017-18 through 2023-24**

**Greenville County Schools**

**Nicky Andrews, Principal**

**W. Burke Royster, Superintendent**

***A Tradition of Excellence***

***Since 1938***

**SCHOOL RENEWAL PLAN COVER PAGE**SCHOOL NAME: *Greenville Middle School*

SCHOOL RENEWAL PLAN FOR YEARS 2018-19 through 2022-2023 (five years)

SCHOOL RENEWAL ANNUAL UPDATE FOR 2018-2019 (one year)


**Required Signature Page**

The school renewal plan, or annual update, includes elements required by the Early Childhood Development and Academic Assistance Act of 1993 (Act 135) (S.C. Code Ann. §59-139-10 *et seq.* (Supp. 2004)), the Education Accountability Act of 1998 (EAA) (S.C. Code Ann. §59-18-1300 *et seq.* (Supp. 2004)), and SBE Regulation 43-261. The signatures of the chairperson of the board of trustees, the superintendent, the principal, and the chairperson of the School Improvement Council, and the School Read to Succeed Literacy Leadership team lead are affirmation of active participation of key stakeholders and alignment with Act 135 and EAA requirements.

**Assurances for the School Renewal Plans**

The assurance pages following this page have been completed and the district superintendent's and school principal's signature below attests that the school/district complies with all applicable assurances requirements including ACT 135 assurance pages.

**SUPERINTENDENT**

Dr. W. Burke Royster		8/1/2018
PRINTED NAME	SIGNATURE	DATE

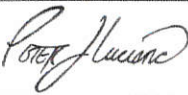
**PRINCIPAL**

Y.C. (Nicky) Andrews		8/1/2018
PRINTED NAME	SIGNATURE	DATE


**CHAIRPERSON, BOARD OF TRUSTEES**

Charles J. Saylors		8/1/2018
PRINTED NAME	SIGNATURE	DATE

**CHAIRPERSON, SCHOOL IMPROVEMENT COUNCIL**

Peter Luciano	 <small>Digitally signed by Peter J Luciano; DN: c=US, o=U.S. Government, ou=ECA, ou=IdenTrust, ou=US AND S INC, cn=Peter J Luciano; Date: 2018.07.31 11:04:55 -04'00'</small>	8/1/2018
PRINTED NAME	SIGNATURE	DATE

**SCHOOL READ TO SUCCEED LITERACY LEADERSHIP TEAM LEAD**

Y.C. (Nicky) Andrews		8/1/2018
PRINTED NAME	SIGNATURE	DATE

SCHOOL ADDRESS: 339 LOWNDES AVENUE

SCHOOL TELEPHONE: (864) 355-5600

PRINCIPAL E-MAIL ADDRESS: yandrews@greenville.k12.sc.us

# STAKEHOLDER INVOLVEMENT FOR SCHOOL PLAN

(Mandated Component)

List the name of persons who were involved in the development of the school renewal plan. A participant for each numbered category is required.

<u><b>POSITION</b></u>	<u><b>NAME</b></u>
1. PRINCIPAL	<u>Nicky Andrews</u>
2. TEACHER	<u>Chancey Greco</u>
3. PARENT/GUARDIAN	<u>Andrea Hargette</u>
4. COMMUNITY MEMBER	<u>Betty Hartman</u>
5. SCHOOL IMPROVEMENT COUNCIL	<u>Peter Luciano</u>
6. Read to Succeed Reading Coach	<u>Jody Allison</u>
7. School Read to Succeed Literacy Leadership Team Lead	<u>Nicky Andrews</u>
8. OTHERS* (May include school board members, administrators, School Improvement Council members, students, PTO members, agency representatives, university partners, etc.)	

\*\* Must include the School Read to Succeed Literacy Leadership Team.

<u><b>POSITION</b></u>	<u><b>NAME</b></u>
School Read to Succeed Literacy Leadership Team:	
Instructional Coach	<u>Jody Allison</u>
Program Coordinator	<u>Alonda Rollison</u>
Teacher	<u>Benjamin Sinnett</u>
Teacher	<u>Mary Roach</u>
Teacher	<u>Janie Wassynger</u>
Teacher	<u>John Henikman</u>
Teacher	<u>Stacy Foster</u>
Teacher	<u>Taki Johnson</u>
Student	<u>Nicolas Lozano</u>

## **\*REMINDER:**

If state or federal grant applications require representation by other stakeholder groups, it is appropriate to include additional stakeholders to meet those requirements and to ensure that the plans are aligned.

**Early Childhood Development and Academic Assistance Act (Act 135) Assurances**(S.C. Code Ann §59-139-10 *et seq.* (Supp. 2004))

<input type="radio"/> Yes <input type="radio"/> No <input checked="" type="radio"/> N/A	<b>Academic Assistance, PreK–3</b> The school makes special efforts to assist children in PreK–3 who demonstrate a need for extra or alternative instructional attention (e.g., after-school homework help centers, individual tutoring, and group remediation).
<input checked="" type="radio"/> Yes <input type="radio"/> No <input type="radio"/> N/A	<b>Academic Assistance, Grades 4–12</b> The school makes special efforts to assist children in grades 4–12 who demonstrate a need for extra or alternative instructional attention (e.g., after-school homework help centers, individual tutoring, and group remediation).
<input checked="" type="radio"/> Yes <input type="radio"/> No <input type="radio"/> N/A	<b>Parent Involvement</b> The school encourages and assists parents in becoming more involved in their children’s education. Some examples of parental involvement initiatives include making special efforts to meet with parents at times more convenient for them; providing parents with their child’s individual test results and an interpretation of the results; providing parents with information on the district’s curriculum and assessment program; providing frequent, two way communication between home and school; providing parents an opportunity to participate on decision making groups; designating space in schools for parents to access educational resource materials; including parent involvement expectations as part of the principal’s and superintendent’s evaluations; and providing parents with information pertaining to expectations held for them by the school system, such as ensuring attendance and punctuality of their children.
<input checked="" type="radio"/> Yes <input type="radio"/> No <input type="radio"/> N/A	<b>Staff Development</b> The school provides staff development training for teachers and administrators in the teaching techniques and strategies needed to implement the school/district plan for the improvement of student academic performance. The staff development program reflects requirements of Act 135, the EAA, and the National Staff Development Council’s revised Standards for Staff Development.
<input checked="" type="radio"/> Yes <input type="radio"/> No <input type="radio"/> N/A	<b>Technology</b> The school integrates technology into professional development, curriculum development, and classroom instruction to improve teaching and learning.
<input type="radio"/> Yes <input type="radio"/> No <input checked="" type="radio"/> N/A	<b>Innovation</b> The school uses innovation funds for innovative activities to improve student learning and accelerate the performance of all students.
<input checked="" type="radio"/> Yes <input type="radio"/> No <input type="radio"/> N/A	<b>Collaboration</b> The school (regardless of the grades served) collaborates with health and human services agencies (e.g., county health departments, social services departments, mental health departments, First Steps, and the family court system).
<input type="radio"/> Yes <input type="radio"/> No <input checked="" type="radio"/> N/A	<b>Developmental Screening</b> The school ensures that the young child receives all services necessary for growth and development. Instruments are used to assess physical, social, emotional, linguistic, and cognitive developmental levels. This program normally is appropriate at primary and elementary schools, although screening efforts could take place at any location.
<input type="radio"/> Yes <input type="radio"/> No	<b>Half-Day Child Development</b> The school provides half-day child development programs for <b>four-year-olds</b> (some districts fund full-day programs). The programs usually function at primary and elementary schools. However, they may be housed at locations with other grade levels or completely separate from schools.

<input checked="" type="radio"/> N/A	
<input type="radio"/> Yes <input type="radio"/> No <input checked="" type="radio"/> N/A	<b>Developmentally Appropriate Curriculum for PreK–3</b> The school ensures that the scope and sequence of the curriculum for PreK–3 are appropriate for the maturation levels of students. Instructional practices accommodate individual differences in maturation level and take into account the student's social and cultural context.
<input checked="" type="radio"/> Yes <input type="radio"/> No <input type="radio"/> N/A	<b>Parenting and Family Literacy</b> The school provides a four component program that integrates all of the following activities: interactive literacy activities between parents and their children (Interactive Literacy Activities); training for parents regarding how to be the primary teachers for their children and how to be full partners in the education of their children (parenting skills for adults, parent education); parent literacy training that leads to economic self-sufficiency (adult education); and an age-appropriate education to prepare children for success in school and life experiences (early childhood education). Family Literacy is not grade specific, but is generally most appropriate for parents of children at the primary and elementary school levels and below as well as for secondary school students who are parents. Family Literacy program goals are to strengthen parental involvement in the learning process of preschool children ages birth through five years; to promote school readiness of preschool children; to offer parents special opportunities to improve their literacy skills and education; to provide parents a chance to recover from dropping out of school; and to identify potential developmental delays in preschool children by offering developmental screening.
<input type="radio"/> Yes <input type="radio"/> No <input checked="" type="radio"/> N/A	<b>Recruitment</b> The district makes special and intensive efforts to <b>recruit</b> and <b>give priority</b> to serving those parents or guardians of children, ages birth through five years, who are considered at-risk of school failure. "At-risk children are defined as those whose school readiness is jeopardized by any of, but not limited to, the following personal or family situation(s): parent without a high school graduation or equivalency, poverty, limited English proficiency, significant developmental delays, instability or inadequate basic capacity within the home and/or family, poor health (physical, mental, emotional) and/or child abuse and neglect.
<input type="radio"/> Yes <input type="radio"/> No <input checked="" type="radio"/> N/A	<b>Coordination of Act 135 Initiatives with Other Federal, State, and District Programs</b> The district ensures as much program effectiveness as possible by developing a district-wide/school-wide coordinated effort among all programs and funding. Act 135 initiatives are coordinated with programs such as Head Start, First Steps, Title I, and programs for students with disabilities.



# TABLE OF CONTENTS

**COVER PAGE FOR SCHOOL PLANS**

**STAKEHOLDER INVOLVEMENT FOR SCHOOL PLANS**

**ASSURANCES FOR SCHOOL PLANS**

**TABLE OF CONTENTS 5**

**SECTION ONE: INTRODUCTION 6**

**SECTION TWO: EXECUTIVE SUMMARY 8**

**SECTION THREE: SCHOOL PROFILE 10**

**SECTION FOUR: MISSION, VISION, BELIEFS 14**

**SECTION FIVE: DATA ANALYSIS AND NEEDS ASSESSMENT 17**

**STUDENT ACHIEVEMENT GOAL 1 17**

**TEACHER/ADMINISTRATOR QUALITY GOAL 2 19**

**SCHOOL CLIMATE GOAL 3 20**

**SECTION SIX: SCHOOL RENEWAL PLAN 22**

**PROFESSIONAL DEVELOPMENT CALENDAR 2017-2018 53**

# **SECTION ONE: INTRODUCTION**

The Greenville Middle Academy Strategic Plan was developed to guide our actions and document the changes and progress our school has made as we have sought to more effectively support student learning. It is our belief that the plan provides a vehicle for developing capacity, self-assessment, communication, and accountability that will lead to substantive school improvement. The plan is organized according to the standards set forth in Greenville County Schools Strategic Planning/Portfolio Checklist. It is our firm belief that the philosophies represented by the aforementioned guidelines will support Greenville Middle's efforts toward continuous school improvement.

An executive committee, consisting of the five Standards chairs, divided the stakeholders into subgroups to work in teams. The committees gathered data on Information and Communication/Values/Beliefs, Leadership, Curriculum and Instruction, Resources/Services, and Assessment/Data. As teams worked, they presented findings to the stakeholders in faculty and SIC meetings. The Committees used data to compile indicators for the Portfolio and AdvancED documents.

The Greenville County Portfolio process helped guide the AdvancED Self-Study. We analyzed data using Parent, Staff, Student Survey results, State Department School Reports Cards, and ESEA Federal Accountability Ratings. The self-study was guided by State and District Technology Plans, National Professional Development Standards, the Greenville County Strategic Plan, and the Greenville County Portfolio process.

Greenville Middle School Academy is fully accredited by the South Carolina State Department of Education and AdvancED. We also meet all planning, implementation, evaluation and reporting requirements of the Educational Accountability Act and Act 135, and the Greenville County Strategic Plan.

Executive Committee members included chairs of each of the subcommittees. Each grade level team or the ELA, Math, Special Education, or Related Arts Department was represented. The committees included the following: Communication/Values/Beliefs, Leadership; Curriculum and Instruction, Resources/Services, and Assessment/Data.

## **AdvancED Groups**

### **Standard 1 – Communication/Values/Beliefs**

#### **Chancey Greco & Benjamin Sinnett--Chair**

Sarah Allison

Allison Berman

Laura Black

Hailey Caldwell

Brad Dill

Sandra Godfrey

Lauryn Hammock

Amy Knobel-Chester

Hillary Looper



## **Standard 2 – Leadership**

**Janie Wassynger & Neal Leonard—Chair**

Hunter Allen  
Sarah Atkerson  
Jenny Brosseau  
Charlie Forrester  
Christina Garrett  
Anne Matthews  
Jennifer Pickens  
Mary Roach  
Kim Townsend

## **Standard 5 – Assessment/Data**

**Jody Allison & Hailey Caldwell--Chair**

Temechia Bates  
Jenna Burdette  
David Gray  
John Henikman  
Blaise Simonetti  
Jody Webb

## **Standard 3 – Curriculum and Instruction**

**Ginger Shirley & Matt Giacalone--Chair**

Nicky Andrews  
Brad Baker  
Kathleen Carey  
Hillary Doggart-Greer  
Regina Duck  
Nick Hall  
Angela Phillips  
Barry Rhodes  
Alonda Rollison  
Charles Titus

## **Standard 4 -- Resources/Services**

**Stacy Foster & Taki Johnson--Chair**

Katie Bailey  
Pamela Cao  
Mary Ann Crout  
Caitlin McCaustland  
Michelle Miles  
Susan Moree  
Karla Ross  
Nicole Shartzter  
Heidi Templeton-Kellett  
Nadra Wilkie

## SECTION TWO: EXECUTIVE SUMMARY OF NEEDS

### Needs Assessment

In the area of *Student Achievement*, to raise the academic challenge and performance of each student in all minority groups has been our most significant challenge. Achievement is discussed in the Data Analysis for Goal 1. Greenville Middle needs to:

- Focus on maintaining school writing performance as measured by SC READY.
- Increase overall school ELA performance each year, as determined by school goals.
- Increase overall school Math performance each year, as determined by school goals.
- Increase overall school Science performance each year, as determined by school goals.
- Increase overall school Social Studies performance each year, as determined by school goals.
- Focus on raising minority student performance (African-Americans and Hispanics and Students with Disabilities) in all subject areas.

In the area of *Teacher/Administrative Quality*, goal two focuses on maintaining quality instructional and administrative personnel. We need to:

- Maintain in-house Professional Development to improve instruction in reading and writing across the curriculum and Global integrated studies.
- Incorporate innovative student-centered activities and increase student engagement.
- Continue reading/writing/vocabulary across the curriculum.
- Continue data analysis and incentives.

*School Climate*, goal three, addresses several delineated items regarding Greenville Middle: attendance; expulsion rate; and parent, student, and teacher survey results regarding learning environment and safety at school. Although survey results are generally high in all areas, several concerns were identified. We need to:

- Create and expand transition support from elementary school and to high school.
- Introduce schoolwide and classroom Character Education Program.
- Enhance Career Education Program.
- Initiate parent academy workshops during the year.

### Academic Programs and Features

Greenville Middle School Academy of Traditional and Global Studies maintains an emphasis on reading, writing, and vocabulary development across the curriculum with a strong liberal arts interdisciplinary curriculum. Our program also includes a global focus which incorporates skills identified by the *Partnership for the 21<sup>st</sup> Century*. Because 21<sup>st</sup> Century Skills include “world languages,” Greenville Middle will continue to expand our foreign language program. Our school currently offers Spanish and French for exploratory classes and high school credit. Our challenge is to maintain this high level of achievement.

Some features of Greenville Middle School, Academy of Traditional and Global Studies are:

- Magnet School for Traditional and Global Studies
- High School Credit Awarded for Algebra I, Geometry, Honors English I, Spanish I, French I and II
- Greenville County's French Immersion Program
- Global Studies Classes and Interdisciplinary School-Wide Curriculum Projects
- Latin/Greek Stems Vocabulary Development Program
- Library/Media Center—over 25,000 Titles for Student Check-out
- 10 Chromebook Carts for use in the classroom
- Related Arts Courses: Band, Strings, Chorus, Art, Photography, Yearbook, Spanish, French, Physical Education, Global Studies, Google Technology, Media Literacy, Gateway to Technology
- Gifted and Talented Program
- National Junior Beta Club and National Junior Honor Society
- Math Counts, International Club, Geography Bee, Quiz Bowl, Battle of the Books, Mock Trial, Robotics, Interscholastic and Intramural Sport Teams.

Greenville Middle Academy and its students receive district, state, and national recognition:

- Test Scores above District and State averages
  - #1 Writing Middle School (SC READY 2017)
- Palmetto's Finest School
- Music Showcase Festival Superior Rating
- Multiple Award-Winning PTA
- Junior Scholars/Duke Tip
- Student Awards and Recognition Program
- Multiple State/National PTA Reflections Winners
- State Beta Club Officers and State Competition Winners
- National Award for Guidance and Career Exploration Programs
- National Board Certified Teachers
- District Teacher of the Year finalists for 2014, 2015, 2016 and 2017
- Met State and National Accountability Criteria

## **SECTION THREE: SCHOOL PROFILE**

### **History**

Greenville Middle School began in 1938 as Greenville Junior High School in the building that had been Greenville High School. It was located on Prospect Hill at the head of what is now known as McBee Avenue. Originally constructed in 1888, the facility was the first public school building in the city.

Greenville Junior High School served the community from 1938 until 1965 at this location. During this period, the 82 separate school districts in Greenville County were consolidated into one unified district. By 1949, the school's population had increased to 1600 students. In the fall of 1965, Greenville Junior High moved to the current facility. When the school district implemented the middle school concept, Greenville Junior High School became Greenville Middle School. Because of declining population, in 1997 Greenville Middle School became a Select School, Greenville Middle Academy, with a focus on reading, writing, and vocabulary across the curriculum.

Select School status impacts our school program in two major ways. As a Select School, we are allowed to recruit students from all attendance areas of the school district— students who are interested in our academic focus on "Reading, Writing, and Vocabulary Development across the Curriculum." Students have chosen to attend Greenville Middle Academy from approximately twenty other public and private middle schools. The school district also budgets extra funds to support Select School programs. Our budget has funded hardware and software for a Writing Lab, a lab manager/technology coordinator, a program coordinator, a journalism teacher, and instructional supplies to support our school-wide focus.

Beginning 2007-2008, Greenville Middle proposed a rebirth from "Traditional Studies" to "Traditional Studies: A Global Perspective." This new Renaissance for our "flat world" learner must include expanding our study of the English Language Arts of Reading, Writing, and Vocabulary Across the Curriculum by including the other two Language Arts as defined in the state Standards—Listening/Speaking and Thinking. At the same time, we plan to expand our study of language to examine cultural norms, analyze ways of thinking and problem-solving, and explore global culture while at the same time, delve more deeply into our own complex and diverse cultures. Our recent SACS-CASI Portfolio process identified a need for focus on academic achievement for all students and for minority students in particular. In 2010, Greenville Middle met Adequate Yearly Progress as defined by the SC Department of Education. GMA was the first middle level school in the district to attain that goal.

### **Teacher and Administrator Quality**

Greenville Middle Academy has a highly qualified staff. 60% of teachers have ten or more years' experience. 72.5% of staff members hold advanced degrees. Eight teachers (14.6%) are National Board Certified. Over the past few years the experience level of our normally stable staff has lowered as many teachers have retired.

## **School Leadership**

### **Administrators**

Our school is led by Nicky Andrews, our principal, who has been at Greenville Middle Academy for two years. We also have two assistant administrators, Susan Moree, assistant principal, and Brad Dill, administrative assistant, who comprise our administrative leadership team.

### **Teaching/Support Staff**

We have a supportive team at Greenville Middle, comprised of:

54 teachers (core, related arts, and special education)

1 ESOL: Tami Uria

4 guidance counselors: Taki Johnson, Pamela Cao, Mary Anne Crout, Katie Bailey

3 clerks for data, guidance, and attendance: Sonya Sullivan, Michelle Joiner, Shane Hawk

Secretary/bookkeeper: Jill Foster

Program Director: Alonda Rollison

Instructional Coach: Jody Allison

Our school PTA is routinely involved in the operation of our school. Without them, many of the efforts we initiate would not be possible. Currently, we send out a form at the beginning of the school year to determine the volunteer skills available. Parents, teachers, and administrators are very involved in our School Improvement Council. They meet quarterly and discuss opportunities to support our school. They are currently seeking ways to help our school maintain a high level of instruction.

Greenville Middle School currently has an Instructional Leadership Team made up of grade level team leaders, special area team leaders, and administrators. They meet with the principal frequently during the school year to share and discuss school-wide issues.

Instructional Leadership Team (ILT):

6<sup>th</sup> grade: Chancey Rubin, Benjamin Sinnett

7<sup>th</sup> grade: Lauryn Hammock, Michelle Miles

8<sup>th</sup> grade: Hailey Caldwell, Charles Titus

Math: Jenna Burdette

Science: Matthew Giacalone

Social Studies: Hillary Looper

English/Language Arts: Katelynn Guest, Mary Roach

Special Education: Stacy Foster

Guidance: Taki Johnson

Related Arts: John Henikman, David Young

## Student Demographic Data

Greenville Middle is an inner-city school, located near Greenville's downtown. From 1988 to 1996 as families began to leave the downtown area and relocate in suburban areas, enrollment dropped from 832 students to 654. District plans to construct a new Riverside Middle School further impacted Greenville Middle's enrollment. In 1996, Greenville Middle applied to become a "Select School" and in 1997 became Greenville Middle School Academy of Traditional Studies.

Since that time, our enrollment has increased. During the 2004-2005 school year, we began to prepare for building renovation while remaining on site. After two years with the eighth grade in portable classrooms and no progress toward construction, the district decided to move Greenville Middle off site to the old Southside High School approximately 7 miles and 15-20 minutes from Greenville Middle. Because of the distance, many of our home-based students decided to attend schools closer to their neighborhoods, and magnet interest dropped as well. Since we have returned to the newly remodeled building, students have returned to GMA. Currently, we serve 830 home-based and magnet students.

	2016-17	2017-18	2018-19
<b>Enrollment</b>	<b>827</b>	<b>830</b>	
<b>Gender (M/F)</b>	<b>391/436</b>	<b>419/412</b>	
<b>Caucasian</b>	<b>54</b>	<b>54</b>	
<b>African-American</b>	<b>23</b>	<b>22</b>	
<b>Hispanic</b>	<b>14</b>	<b>15</b>	
<b>Other</b>	<b>9</b>	<b>9</b>	
<b>FARMS (Free &amp; Reduced Only)</b>	<b>38</b>	<b>42</b>	
<b>Special Education</b>	<b>13</b>	<b>13</b>	
<b>Gifted @ Talented</b>	<b>36.2</b>	<b>35.8</b>	
<b>Limited English Proficient</b>	<b>7.2</b>	<b>16.6</b>	

## Magnet

The Greenville Middle Magnet Program (Traditional and Global Studies and French Immersion) currently has a district-determined ceiling in all three grades and maintains a waiting list of candidates.

Greenville Middle School Academy of Traditional and Global Studies maintains an emphasis on reading, writing, and vocabulary development across the curriculum with a strong liberal arts interdisciplinary curriculum. Our program also includes a global focus which incorporates skills identified by the *Partnership for the 21<sup>st</sup> Century*. Because 21<sup>st</sup> Century Skills include “world languages,” Greenville Middle will continue to expand our foreign language program. Our school currently offers Spanish and French for exploratory classes and high school credit.

Some features of Greenville Middle School, Academy of Traditional and Global Studies are:

- Magnet School for Traditional and Global Studies
- High School Credit Awarded for Algebra I, Geometry, Honors English I, Google Basics/Multimedia, Spanish I, French I and II, and a French Immersion Program
- Global Studies Classes and Interdisciplinary School-Wide Curriculum Projects
- Latin/Greek Stems Vocabulary Development Program
- Library/Media Center—over 25,000 Titles for Student Check-out
- Media Literacy Computer Lab, 20 Station Research Lab, 10 Portable Chromebook Carts
- Related Arts Courses: Band, Strings, Chorus, Art, Yearbook, Media Literacy/Journalism, Spanish, French, Physical Education, Global Studies, Speech and Debate, Gateway to Technology, Google Basics
- National Junior Beta Club and National Junior Honor Society, Duke Tip, Junior Scholars
- State PTA Teacher of the Year, State PTA Principal of the Year, District Rising Principal of the Year, State Cooperating Teacher of the Year, GCS Spirit of Einstein Science Teacher
- MathCounts, International Club, Geography Bee, Quiz Bowl, Battle of the Books, Mock Trial, Robotics, Drama/Debate Club, Radio Broadcasting, Interscholastic and Intramural Sports Teams, Youth in Government, Drama Society, Ram Radio on iTunes
- Palmetto Gold Awards.

## SECTION FOUR: MISSION, VISION, BELIEFS

This comprehensive process to build consensus involved all school stakeholders: teachers, administrators, support staff, parents, students, the School Improvement Committee and the local PTA Board. A core group of faculty met to begin the process to clarify our values and beliefs, purpose, mission, vision, and goals. Study groups examined the school's current mission and vision statements. We then answered the following questions about Greenville Middle:

- What does GMA do very well? What are the most important things we want to communicate to the community?
- Is there anything we need to change about what we already do?
- What are several ways we can reach out to the community?

### Values and Beliefs

We understand the necessity for preparing students for increasingly rigorous higher order thinking and performance, a mastery of 21<sup>st</sup> Century Skills, and our need to prepare them to compete in a global society. Our students will face career challenges and participate in a globally competitive workforce.

We believe...

- The student is the center of the educational process.
- Education is the shared responsibility of the student, home, school, and community.
- All students can progress.
- Each student is a valued individual with unique intellectual, physical, social, and emotional needs.
- Students learn best in a safe, orderly, and inviting environment that provides opportunities for success.
- Students learn best when they accept responsibility for being actively engaged with the teacher in the learning process.
- Positive relationships and mutual respect among and between students and staff enhance students' self-esteem.
- Students learn in different ways and should be provided with a variety of curricula, instructional approaches, activities, and assessments to support their learning.
- A unified focus with state and international standards should integrate international content through all subject areas.
- The school should provide career awareness and experiences for all students.
- Children need opportunities to connect with international communities.
- High expectations for all students and teachers should guide the development of curriculum and instructional strategies.
- Students should have opportunities to study one or more world languages.
- The school should provide educational experiences that actively engage students and enable them:
  - to demonstrate understanding of essential knowledge and skills
  - to communicate effectively
  - to solve problems competently
  - to think critically and creatively
  - to act responsibly
  - to apply learning in meaningful contexts
  - to produce quality work.

Commitment to continuous improvement is critical for all students to achieve their maximum potential.



## **Mission**

The mission of Greenville Middle Academy is to prepare adolescents to become self-directed, confident, lifelong learners who participate productively in a 21st century global society.

Our school tagline is: E=MC<sup>2</sup> (Education = Making Children Count).

## **Shared Vision**

The following are the curriculum, instruction, assessment, and environmental strategies to support effective learning for Greenville Middle School students:

### *Curriculum*

- Organize teaching to address state standards.
- Integrate standards into our Magnet School interdisciplinary focus.
- Provide a variety of instructional methods to accommodate learning styles.
- Emphasize reading and writing across the curriculum as a means of accessing, organizing, and communicating information in all disciplines.
- Focus on Latin and Greek stems to enhance vocabulary development.
- Teach specific Global Knowledge and Skills.
- Offer a capstone course devoted to global knowledge and skills.
- Provide a comprehensive career awareness program.
- Align instruction and assessment.
- Offer a challenging curriculum.

### *Instruction*

- Employ current research-based methodology.
- Maintain high expectations for teachers and students.
- Vary expectations to address all learning styles and abilities.
- Provide hands-on, interactive, student-centered learning.
- Implement a technologically advanced communication and learning program. Allow flexibility in grouping students for instruction.
- Design lessons for students to learn to work cooperatively.
- Employ research-based methods that engage students in authentic learning experiences.
- Maintain a range of ages, experiences, and backgrounds of staff members.
- Group students and teachers to allow for teaming and time for team planning.
- Foster independent learning techniques in students.
- Focus staff development to address identified instructional needs.

### *Assessment*

- Utilize district benchmarks (TE21) to make instructional decisions related to student learning.
- Use multiple assessment formats—portfolios, performances, rubrics, teacher created assessments, and student created self-assessments.
- Use assessments to identify areas for re-teaching.
- Vary assessments according to ability levels.
- Design objective and alternative types of assessments.

### *Environment*

- Ensure an environment that is
  - safe
  - healthy
  - supportive
  - engaging
  - challenging.
- Maintain and consistently enforce a strong school-wide discipline plan.
- Maintain a comfortable temperature.
- Continue a strong and supportive PTA relationship.
- Maintain a supportive and visible administration.
- Value school, student, and teacher achievement.

### **Vision**

Our vision is to be the best middle school in our state and provide the best middle school experience for ALL students in our school. We offer a strong Traditional and Global Studies program as a choice for Greenville County students. The academic program encompasses diverse, academically challenging opportunities focusing on reading, writing, and vocabulary development, acquiring 21<sup>st</sup> Century skills, and global understanding as a means of accessing, organizing, and communicating knowledge in all subject areas. The staff of GMA plans to prepare adolescents to become self-directed, confident, lifelong learners who participate productively in a 21st century global society.

We understand the necessity for preparing students for increasingly rigorous higher education coursework in order for them to compete in a global society. Our students will face career challenges and participate in a globally competitive workforce.

### **Goals**

- **Goal 1: Raise student achievement** - Raise student performance by offering an academically challenging curriculum focused on reading, writing, and vocabulary development in all curricular areas.
- **Goal 2: Ensure quality personnel in all positions** – Provide the best teaching candidates for our students.
- **Goal 3: Provide a school environment supportive of learning** - Support learning by ensuring our students have an environment where they are safe, healthy, supported, engaged, and challenged.

# SECTION FIVE: DATA ANALYSIS/NEEDS ASSESSMENT

## Student Achievement – Goal 1

### Student Achievement Needs Assessment

For the needs assessment, the graphs below show SC READY and SC PASS by grade. Further, we looked at attendance data for students and staff. We also reviewed data collected from staff, students, and parents.

### SC READY

#### Percentage by Grade Level (student count)

<b>ELA 2017</b>	<b>Schoolwide</b>	<b>6<sup>th</sup> Grade</b>	<b>7<sup>th</sup> Grade</b>	<b>8<sup>th</sup> Grade</b>
<b>Exceeds</b>	<b>31% (242)</b>	<b>31% (78)</b>	<b>25% (69)</b>	<b>37% (95)</b>
<b>Meets</b>	<b>29% (230)</b>	<b>28% (71)</b>	<b>32% (88)</b>	<b>28% (71)</b>
<b>Approaches</b>	<b>28% (220)</b>	<b>31% (78)</b>	<b>28% (78)</b>	<b>25% (64)</b>
<b>Does Not Meet</b>	<b>12% (92)</b>	<b>10% (24)</b>	<b>15% (42)</b>	<b>10% (26)</b>
<b>READING 2017</b>	<b>Schoolwide</b>	<b>6<sup>th</sup> Grade</b>	<b>7<sup>th</sup> Grade</b>	<b>8<sup>th</sup> Grade</b>
<b>Exceeds</b>	<b>31% (242)</b>	<b>34% (86)</b>	<b>26% (72)</b>	<b>33% (84)</b>
<b>Meets</b>	<b>28% (219)</b>	<b>24% (61)</b>	<b>31% (87)</b>	<b>28% (71)</b>
<b>Approaches</b>	<b>26% (207)</b>	<b>27% (68)</b>	<b>25% (69)</b>	<b>27% (70)</b>
<b>Does Not Meet</b>	<b>15% (116)</b>	<b>14% (36)</b>	<b>18% (49)</b>	<b>12% (31)</b>
<b>MATH 2017</b>	<b>Schoolwide</b>	<b>6<sup>th</sup> Grade</b>	<b>7<sup>th</sup> Grade</b>	<b>8<sup>th</sup> Grade</b>
<b>Exceeds</b>	<b>24% (191)</b>	<b>31% (78)</b>	<b>28% (78)</b>	<b>14% (35)</b>
<b>Meets</b>	<b>19% (154)</b>	<b>24% (62)</b>	<b>18% (50)</b>	<b>16% (42)</b>
<b>Approaches</b>	<b>35% (275)</b>	<b>25% (63)</b>	<b>34% (96)</b>	<b>45% (116)</b>
<b>Does Not Meet</b>	<b>22% (176)</b>	<b>20% (52)</b>	<b>20% (57)</b>	<b>26% (67)</b>

## SC PASS

### Percentage by Grade Level (student count)

Science 2017	Schoolwide	6 <sup>th</sup>	7 <sup>th</sup>	8 <sup>th</sup>
Exceeds	29% (228)	35% (89)	28% (77)	24% (62)
Meets	29% (229)	26% (66)	27% (73)	35% (90)
Approaches	23% (180)	18% (46)	24% (65)	27% (69)
Does Not Meet	19% (146)	21% (52)	21% (57)	14% (37)
Social Studies 2017	Schoolwide	6 <sup>th</sup>	7 <sup>th</sup>	8 <sup>th</sup>
Exemplary	34% (267)	23% (59)	35% (98)	42% (110)
Met	41% (328)	50% (127)	36% (100)	39% (101)
Not Met	25% (201)	27% (69)	30% (83)	19% (49)

### Analysis/Response

**Test Data:** SC READY and SCPASS Data from 2017 will establish a baseline for annual measurement for ELA and math and science and social studies.

**Attendance:** Attendance of both students and teachers is necessary for all students to achieve consistently. Both groups must be present for optimal academic achievement.

**Response:** Achievement data reflects a need for targeted interventions for students who are underperforming. Implementation of Professional Learning Communities will strengthen school teams and ensure effective student engagement and depth of content understanding. A full inclusion model with co-teaching components has been implemented and will be refined to address grade-level standards-based instruction with special education students using appropriate differentiation strategies and accommodations. Systematic intervention including Read 180/System 44 as well as Language Live and literacy instruction will structure clear expectations and opportunities for the success for all students. A continuation of common planning, common assessments, and collaborative analysis will strengthen classroom instruction.

## **Teacher and Administrator Quality – Goal 2**

The second goal addresses in-house professional development at Greenville Middle Academy. Since the magnet focus at Greenville Middle is reading, writing, vocabulary across the curriculum and Global studies, professional development has been recursive covering these topics on a continuous basis.

Teachers are offered specific professional development weekly through Greenville Middle and the county. Monthly Curriculum Meetings focus on teaching skills in reading and writing for all teachers. Specific data analysis for individuals, grades, departments, and the whole school is implemented every fall in order to find strengths and weaknesses. Also, technology workshops are used to promote integration of new programs in the curriculum. Monthly afternoon workshops are offered to share expertise in various areas. Some teachers also attend conferences and other out of building offerings using professional development days offered by the district. The district encourages staff to visit other classrooms within the building as well as in other schools.

Offerings are often planned according to issues that arise during each year. Teachers are given opportunities to lead these workshops and to share ideas and worries in all gatherings.

The Professional Development Calendar lists all in-house PD for this year. Not listed are teacher classroom visits and attendance at conferences. The Professional Development calendar is listed below.

### **NEEDS ASSESSMENT**

The preceding discussion identified the following needs:

- Continue opportunities for the use of technology and Personalized Learning implementation (SAM-R Model).
- Revisit 21st Century Skills and increasing student engagement.
- Revisit the teaching of reading, writing, and vocabulary across the curriculum and global issues yearly.
- Continue data analysis and incentives for growth/progress.

## School Climate – Goal 3

The third goal, School Climate, concerns several delineated items regarding Greenville Middle: attendance; expulsion rate; and parent, student, and teacher survey results regarding learning environment and safety at school.

Over the past five years, Greenville Middle has focused on increasing the number of student opportunities for Global experiences in order to improve several factors especially attendance and learning environment. New offerings include the following:

- Global Studies Exploratory Class for all grades and all students
- French Exploratory Class for all grades and all students
- French I
- International Club
- Student opportunities for summer World Travel (France, China, Costa Rica, Europe)
- French Immersion Classes
- Grade level Integrated Global Units
- French II
- Google Basics/Multimedia Basics
- Gateway to Technology

### School Climate Needs Assessment

#### Student Behavior

##### Unduplicated Out-of-School Suspensions over Time

	2016-17	2017-18	2018-19	2019-20	2020-21
Other Male	29	44			
Black Male	43	67			
Other Female	2	14			
Black Female	24	26			
TOTAL	98	151			

### Support/Communication

Report Card survey results for students and teachers show a decrease in overall satisfaction with the learning environment, the social/physical environment, and the home-school relations.

These results provide Greenville Middle with an opportunity for growth.

### Survey Data from the Annual Report Card Survey

Survey Data from the Annual Report Card Survey – Teachers					
	2017	2018	2019	2020	2021
Satisfied with learning environment	100	81.6			
Satisfied with social and physical environment	100	79.6			
Satisfied with home-school relations	97.8	85.7			
Survey Data from the Annual Report Card Survey – Students					
	2017	2018	2019	2020	2021
Satisfied with learning environment	87.1	79			
Satisfied with social and physical environment	87.6	82.3			
Satisfied with home-school relations	93.3	87.9			
Survey Data from the Annual Report Card Survey – Parents					
	2017	2018	2019	2020	2021
Satisfied with learning environment	98.3	91.9			
Satisfied with social and physical environment	94.2	86.5			
Satisfied with home-school relations	78.5	78.1			

### Attendance

Year	2016-17	2017-18	2018-19	2019-20	2020-21	2021-22
Students	95.8					
Teachers	91.5					

### NEEDS ASSESSMENT

From this discussion the staff has identified the following list of next steps.

- Create School-wide Expectations and revise RAM Card.
- Introduce Classroom Character Education/Career Education Program.
- Utilize teacher leaders and Instructional Leadership Team (ILT) to solicit ideas and strategies to build school culture.
- Review Safety procedures throughout the year.

## SC READY ELA

**Performance Goal Area:** ☒ Student Achievement\* ☐ Teacher/Administrator Quality\* ☐ School Climate (Parent Involvement, Safe and Healthy Schools, etc.)\* (\* required)  
☐ District Priority

*Gifted and Talented Requires Goal and 1 Additional Goal* ☐ Gifted and Talented: Academic ☐ Gifted and Talented: Artistic ☐ Gifted and Talented: Social and Emotional *1 Academic*  
☐ Gifted and Talented: Other

**PERFORMANCE GOAL: 1** The percentage of students scoring Meets Expectations and Exceeds Expectations on SC READY ELA will increase from 61.5% in 2016-17 to 70% in 2022-23.

*Per SBE Regulation 43-261, measurable performance goals, written in five-year increments, shall be developed to address the major areas of discrepancy found in the needs assessment in key areas reported in the district and school report cards.*  
 SMART goal must include: WHO will do WHAT, as measured by HOW and WHEN.

**INTERIM PERFORMANCE GOAL:** The percentage of students scoring Meets Expectations and Exceeds Expectations on SC READY ELA will increase by \_\_\_\_\_1% annually.

DATA SOURCE(s):	AVERAGE BASELINE		2018–19	2019–20	2020–21	2021–22	2022–23
SC READY ELA SC READY test data file	% Meets Expectations and Exceeds Expectations (2016-17)	<b>School Projected Middle</b>	<b>62.5</b>	<b>63.5</b>	<b>64.5</b>	<b>66.5</b>	<b>66.5</b>
	<b>61.5</b>	<b>School Actual Middle</b>					
SC READY ELA SC READY test data file	% Meets Expectations and Exceeds Expectations <b>43</b> (2016-17)	<b>District Projected Middle</b>	<b>46</b>	<b>49</b>	<b>52</b>	<b>55</b>	<b>58</b>



		<b>District Actual Middle</b>					
--	--	-----------------------------------	--	--	--	--	--

<b>ACTION PLAN FOR STRATEGY #1:</b> Increase content and skills mastery learning at all levels while emphasizing growth mindset.					<b>EVALUATION</b>
<b>ACTIVITY</b>	<b>TIMELINE</b> (Start and End Dates)	<b>PERSON RESPONSIBLE</b>	<b>ESTIMATED COST</b>	<b>FUNDING SOURCE</b>	<b>INDICATORS OF IMPLEMENTATION</b>
1. Effectively use formative assessments to inform instruction at a rigorous level	2018-2023	Instructional Coach, Administrators	0	N/A	MasteryConnect usage data (benchmarks and formatives). Teacher Observation Data; SLO Data
2. Continue implementation of magnet focus (reading, writing, vocabulary development) across the curriculum.	2018-2023	Instructional Coach, Magnet Coordinator	0	N/A	Copies of lesson plans and student work samples.
3. Increase instructional capacity through utilization of district and school supports (i.e. PLC, 1-on-1 mentorships, Summer Academy, Professional Development opportunities)	2018-2023	Instructional Coach, Principal	0	N/A	Attendance reports from district professional development offerings including summer courses.

## SC READY MATH

<b>Performance Goal Area:</b> <input checked="" type="checkbox"/> Student Achievement* <input type="checkbox"/> Teacher/Administrator Quality* <input type="checkbox"/> School Climate (Parent Involvement, Safe and Healthy Schools, etc.)* (* required) <input type="checkbox"/> District Priority	
<i>Gifted and Talented Requires Goal and 1 Additional Goal</i> <input type="checkbox"/> Gifted and Talented: Academic <input type="checkbox"/> Gifted and Talented: Artistic <input type="checkbox"/> Gifted and Talented: Social and Emotional <i>1 Academic</i> <input type="checkbox"/> Gifted and Talented: Other	
<b>PERFORMANCE GOAL: 2</b> The percentage of students scoring Meets Expectations and Exceeds Expectations on SC READY Math will increase from 45.1% in 2016-17 to 70% in 2022-23.	
<b>INTERIM PERFORMANCE GOAL:</b> The percentage of students scoring Meets Expectations and Exceeds Expectations on SC READY Math will increase by 1.5% annually.	

DATA SOURCE(s):	AVERAGE BASELINE		2018–19	2019–20	2020–21	2021–22	2022–23
SC READY Math SC READY test data file	% Meets Expectations and Exceeds Expectations (2016-17)	<b>School Projected Middle</b>	<b>46.6</b>	<b>48.1</b>	<b>49.6</b>	<b>51.1</b>	<b>52.6</b>
	<b>45.1</b>	<b>School Actual Middle</b>					
SC READY Math SC READY test data file	% Meets Expectations and Exceeds Expectations <b>40</b> (2016-17)	<b>District Projected Middle</b>	<b>43</b>	<b>46</b>	<b>49</b>	<b>52</b>	<b>55</b>

		<b>District Actual Middle</b>					
--	--	-----------------------------------	--	--	--	--	--

<b>ACTION PLAN FOR STRATEGY #1:</b> Provide consistent targeted core mathematics instruction to meet identified student needs.					<b>EVALUATION</b>
<b>ACTIVITY</b>	<b>TIMELINE</b> (Start and End Dates)	<b>PERSON RESPONSIBLE</b>	<b>ESTIMATED COST</b>	<b>FUNDING SOURCE</b>	<b>INDICATORS OF IMPLEMENTATION</b>
1. Use formative assessments to inform remediation and enrichment for the purpose of increasing DOK.	2018-2023	Instructional Coach, Principal	0	N/A	Mastery Connect/TE21 Coaching Cycles
2. Enhance student understanding of mathematical concepts through intentional and authentic use of content vocabulary.	2018-2023	Instructional Coach	0	N/A	Observations, lesson plans, professional development, classroom evidence of content vocabulary instruction
3.					

## SC PASS SCIENCE

<b>Performance Goal Area:</b> <input checked="" type="checkbox"/> Student Achievement* <input type="checkbox"/> Teacher/Administrator Quality* <input type="checkbox"/> School Climate (Parent Involvement, Safe and Healthy Schools, etc.)* (* required) <input type="checkbox"/> District Priority	
<i>Gifted and Talented Requires Goal and 1 Additional Goal</i> <input type="checkbox"/> Gifted and Talented: Academic <input type="checkbox"/> Gifted and Talented: Artistic <input type="checkbox"/> Gifted and Talented: Social and Emotional <i>1 Academic</i> <input type="checkbox"/> Gifted and Talented: Other	
<b>PERFORMANCE GOAL: 3</b> The percentage of students scoring Meets Expectations and Exceeds Expectations on SCPASS Science will meet or exceed the state and federal accountability standard annually from 2018-19 through 2022-23.	
<b>INTERIM PERFORMANCE GOAL:</b> The percentage of students scoring Meets Expectations and Exceeds Expectations on SCPASS Science will increase by TBD% annually.	

DATA SOURCE(s):	AVERAGE BASELINE		2018–19	2019–20	2020–21	2021–22	2022–23
SCPASS Science SCPASS test data file	Baseline will be established in 2017-18 Grades 6 and 8 only	<b>School Projected Middle</b>					
		<b>School Actual Middle</b>					
SCPASS Science SCPASS test data file	Baseline will be established in 2017-18 Grades 6 and 8 only	<b>District Projected Middle</b>	<b>TBD</b>	<b>TBD</b>	<b>TBD</b>	<b>TBD</b>	<b>TBD</b>

		<b>District Actual Middle</b>					
--	--	-----------------------------------	--	--	--	--	--

\*Beginning in 2017-18, grades 4, 6, and 8 will take SCPASS Science.

<b>ACTION PLAN FOR STRATEGY #1:</b> Increase the effectiveness of data-based core instruction					<b>EVALUATION</b>
<b>ACTIVITY</b>	<b>TIMELINE</b> (Start and End Dates)	<b>PERSON RESPONSIBLE</b>	<b>ESTIMATED COST</b>	<b>FUNDING SOURCE</b>	<b>INDICATORS OF IMPLEMENTATION</b>
1. Implement Professional Learning Community protocol through Science Department.	2018-2023	Instructional Coach, Science Department Chair	0	N/A	Strong implementation of professional learning communities as evidenced by observations, lesson plans and Coaching Cycles.
2. Effectively use formative assessments to inform instruction at a rigorous level.	2018-2023	Instructional Coach, Administrators	0	N/A	MasteryConnect usage data (benchmarks and formatives). Teacher Observation Data; SLO Data
3.					

## SCPASS SOCIAL STUDIES

<b>Performance Goal Area:</b> <input checked="" type="checkbox"/> Student Achievement* <input type="checkbox"/> Teacher/Administrator Quality* <input type="checkbox"/> School Climate (Parent Involvement, Safe and Healthy Schools, etc.)* (* required) <input type="checkbox"/> District Priority	
<i>Gifted and Talented Requires Goal and 1 Additional Goal</i> <input type="checkbox"/> Gifted and Talented: Academic <input type="checkbox"/> Gifted and Talented: Artistic <input type="checkbox"/> Gifted and Talented: Social and Emotional <i>1 Academic</i> <input type="checkbox"/> Gifted and Talented: Other	
<b>PERFORMANCE GOAL: 4</b> The percentage of students scoring Meets Expectations and Exceeds Expectations on SCPASS Social Studies will meet or exceed the state and federal accountability standard from 2018-19 through 2022-23.	
<b>INTERIM PERFORMANCE GOAL:</b> The percentage of students scoring Meets Expectations and Exceeds Expectations on SCPASS Social Studies will increase by _____% annually.	

**\*Beginning in 2017-18, grades 5 and 7 will take SCPASS Social Studies\***

DATA SOURCE(s):	AVERAGE BASELINE		2018–19	2019–20	2020–21	2021–22	2022–23
SCPASS Social Studies SCPASS test data file	Baseline will be established in 2017-18 Grade 5 only	<b>School Projected Middle</b>					
		<b>School Actual Middle</b>					
SCPASS Social Studies SCPASS test data file	Baseline will be established in 2017-18 Grade 5 only	<b>District Projected Middle</b>	<b>TBD</b>	<b>TBD</b>	<b>TBD</b>	<b>TBD</b>	<b>TBD</b>

		<b>District Actual Middle</b>					
--	--	-----------------------------------	--	--	--	--	--

<b>ACTION PLAN FOR STRATEGY #1:</b> Increase content and skills mastery learning at all levels while emphasizing growth mindset.						<b>EVALUATION</b>
<b>ACTIVITY</b>	<b>TIMELINE</b> (Start and End Dates)	<b>PERSON RESPONSIBLE</b>	<b>ESTIMATED COST</b>	<b>FUNDING SOURCE</b>	<b>INDICATORS OF IMPLEMENTATION</b>	
1. Effectively use formative assessments to inform instruction at a rigorous level.	2018-2023	Instructional Coach, Administrators	0	N/A	MasteryConnect usage data (benchmarks and formatives). Teacher Observation Data; SLO Data	
2. Enhance student understanding of social studies concepts through intentional and authentic use of content vocabulary.	2018-2023	Instructional Coach	0	N/A	Observations, lesson plans, professional development, classroom evidence of content vocabulary instruction	
3.						

## UNDERPERFORMING DEMOGRAPHIC GROUPS

<b>Performance Goal Area:</b> <input checked="" type="checkbox"/> Student Achievement* <input type="checkbox"/> Teacher/Administrator Quality* <input type="checkbox"/> School Climate (Parent Involvement, Safe and Healthy Schools, etc.)* (* required) <input type="checkbox"/> District Priority	
<i>Gifted and Talented Requires Goal and 1 Additional Goal</i> <input type="checkbox"/> Gifted and Talented: Academic <input type="checkbox"/> Gifted and Talented: Artistic <input type="checkbox"/> Gifted and Talented: Social and Emotional <i>1 Academic</i> <input type="checkbox"/> Gifted and Talented: Other	
<b>PERFORMANCE GOAL: 5</b> Annually increase learning outcomes for traditionally underperforming student demographic groups across the performance goals as measured by gap data for each standardized test (Hispanic – Hispanic/Latino, AA - Black/African-American, SWD - Disabled, LEP - Limited English Proficient, SIP - Students in Poverty).	
<b>INTERIM PERFORMANCE GOAL:</b> Meet annual targets below.	

DATA SOURCE(s):	AVERAGE BASELINE		2018–19	2019–20	2020–21	2021–22	2022–23
SC READY ELA SC READY test data file	% Meets Expectations and Exceeds Expectations (2016-17) Annual Increase =	<b>Projected Hispanic</b>	<b>54%</b>	<b>55%</b>	<b>56%</b>	<b>57%</b>	<b>58%</b>
SC READY ELA SC READY test data file	% Meets Expectations and Exceeds Expectations <b>53%</b> (2016-17) Annual Increase =	<b>Actual Hispanic</b>					
SC READY ELA SC READY test data file	% Meets Expectations and Exceeds Expectations (2016-17) Annual Increase =	<b>Projected AA</b>	<b>37%</b>	<b>39%</b>	<b>41%</b>	<b>43%</b>	<b>45%</b>



SC READY ELA SC READY test data file	% Meets Expectations and Exceeds Expectations <b>35%</b> (2016-17) Annual Increase =	<b>Actual AA</b>					
SC READY ELA SC READY test data file	% Meets Expectations and Exceeds Expectations (2016-17) Annual Increase =	<b>Projected SWD</b>	<b>12%</b>	<b>14%</b>	<b>16%</b>	<b>18%</b>	<b>20%</b>
SC READY ELA SC READY test data file	% Meets Expectations and Exceeds Expectations <b>10%</b> (2016-17) Annual Increase =	<b>Actual SWD</b>					
SC READY ELA SC READY test data file	% Meets Expectations and Exceeds Expectations (2016-17) Annual Increase =	<b>Projected LEP</b>	<b>30%</b>	<b>32%</b>	<b>34%</b>	<b>36%</b>	<b>38%</b>
SC READY ELA SC READY test data file	% Meets Expectations and Exceeds Expectations <b>28%</b> (2016-17) Annual Increase =	<b>Actual LEP</b>					
SC READY ELA SC READY test data file	% Meets Expectations and Exceeds Expectations (2016-17) Annual Increase =	<b>Projected SIP</b>					
SC READY ELA SC READY test data file	% Meets Expectations and Exceeds Expectations <b>Baseline 2017-18</b> Annual Increase =	<b>Actual SIP</b>					

SC READY Math SC READY test data file	% Meets Expectations and Exceeds Expectations (2016-17) Annual Increase =	<b>Projected Hispanic</b>	<b>31%</b>	<b>33%</b>	<b>35%</b>	<b>37%</b>	<b>39%</b>
SC READY Math SC READY test data file	% Meets Expectations and Exceeds Expectations <b>29%</b> (2016-17) Annual Increase =	<b>Actual Hispanic</b>					
SC READY Math SC READY test data file	% Meets Expectations and Exceeds Expectations (2016-17) Annual Increase =	<b>Projected AA</b>	<b>19%</b>	<b>21%</b>	<b>23%</b>	<b>25%</b>	<b>27%</b>
SC READY Math SC READY test data file	% Meets Expectations and Exceeds Expectations <b>17%</b> (2016-17) Annual Increase =	<b>Actual AA</b>					
SC READY Math SC READY test data file	% Meets Expectations and Exceeds Expectations (2016-17) Annual Increase =	<b>Projected SWD</b>	<b>8%</b>	<b>11%</b>	<b>14%</b>	<b>17%</b>	<b>20%</b>
SC READY Math SC READY test data file	% Meets Expectations and Exceeds Expectations <b>5%</b> (2016-17) Annual Increase =	<b>Actual SWD</b>					
SC READY Math SC READY test data file	% Meets Expectations and Exceeds Expectations (2016-17) Annual Increase =	<b>Projected LEP</b>	<b>14%</b>	<b>17%</b>	<b>20%</b>	<b>23%</b>	<b>26%</b>

SC READY Math SC READY test data file	% Meets Expectations and Exceeds Expectations <b>11%</b> (2016-17) Annual Increase =	<b>Actual LEP</b>					
SC READY Math SC READY test data file	% Meets Expectations and Exceeds Expectations <b>Baseline 2017-18</b> Annual Increase =	<b>Projected SIP</b>					
SC READY Math SC READY test data file	% Meets Expectations and Exceeds Expectations  (2016-17) Annual Increase =	<b>Actual SIP</b>					
SCPASS Science SCPASS test data file	<b>Baseline will be established in 2017-18</b> Grades 6 and 8 only	<b>Projected Hispanic</b>					
SCPASS Science SCPASS test data file	<b>Baseline will be established in 2017-18</b> Grades 6 and 8 only	<b>Actual Hispanic</b>					
SCPASS Science SCPASS test data file	<b>Baseline will be established in 2017-18</b> Grades 6 and 8 only	<b>Projected AA</b>					
SCPASS Science SCPASS test data file	<b>Baseline will be established in 2017-18</b> Grades 6 and 8 only	<b>Actual AA</b>					

SCPASS Science SCPASS test data file	Baseline will be established in 2017-18 Grades 6 and 8 only	<b>Projected SWD</b>					
SCPASS Science SCPASS test data file	Baseline will be established in 2017-18 Grades 6 and 8 only	<b>Actual SWD</b>					
SCPASS Science SCPASS test data file	Baseline will be established in 2017-18 Grades 6 and 8 only	<b>Projected LEP</b>					
SCPASS Science SCPASS test data file	Baseline will be established in 2017-18 Grades 6 and 8 only	<b>Actual LEP</b>					
SCPASS Science SCPASS test data file	Baseline will be established in 2017-18 Grades 6 and 8 only	<b>Projected SIP</b>					
SCPASS Science SCPASS test data file	Baseline will be established in 2017-18 Grades 6 and 8 only	<b>Actual SIP</b>					
SCPASS Social Studies SCPASS test data file	Baseline will be established in 2017-18 Grade 7 only	<b>Projected Hispanic</b>					

SCPASS Social Studies SCPASS test data file	Baseline will be established in 2017-18 Grade 7 only	Actual Hispanic					
SCPASS Social Studies SCPASS test data file	Baseline will be established in 2017-18 Grade 7 only	Projected AA					
SCPASS Social Studies SCPASS test data file	Baseline will be established in 2017-18 Grade 7 only	Actual AA					
SCPASS Social Studies SCPASS test data file	Baseline will be established in 2017-18 Grade 7 only	Projected SWD					
SCPASS Social Studies SCPASS test data file	Baseline will be established in 2017-18 Grade 7 only	Actual SWD					
SCPASS Social Studies SCPASS test data file	Baseline will be established in 2017-18 Grade 7 only	Projected LEP					
SCPASS Social Studies SCPASS test data file	Baseline will be established in 2017-18 Grade 7 only	Actual LEP					

SCPASS Social Studies SCPASS test data file	Baseline will be established in 2017-18 Grade 7 only	Projected SIP					
SCPASS Social Studies SCPASS test data file	Baseline will be established in 2017-18 Grade 7 only	Actual SIP					

ACTION PLAN FOR STRATEGY #1: Implement middle school-focused, emotional, and academic support systems to help students be successful					EVALUATION
ACTIVITY	TIMELINE (Start and End Dates)	PERSON RESPONSIBLE	ESTIMATED COST	FUNDING SOURCE	INDICATORS OF IMPLEMENTATION
1. Identify at- risk middle school students and provide early intervention supports.	2018-2023	School Counselors	TBD	TBD	GCSOURCE to identify and track students and interventions.
2.					
3.					

## LITERACY INTERVENTION

<b>Performance Goal Area:</b> <input checked="" type="checkbox"/> Student Achievement* <input type="checkbox"/> Teacher/Administrator Quality* <input type="checkbox"/> School Climate (Parent Involvement, Safe and Healthy Schools, etc.)* (* required) <input type="checkbox"/> District Priority	
<i>Gifted and Talented Requires Goal and 1 Additional Goal</i> <input type="checkbox"/> Gifted and Talented: Academic <input type="checkbox"/> Gifted and Talented: Artistic <input type="checkbox"/> Gifted and Talented: Social and Emotional <i>1 Academic</i> <input type="checkbox"/> Gifted and Talented: Other	
<b>PERFORMANCE GOAL: 6</b> 100% of middle schools will have targeted literacy intervention classes by 2023.	
<b>INTERIM PERFORMANCE GOAL:</b> Meet annual targets below.	

DATA SOURCE(s):	AVERAGE BASELINE		2018–19	2019–20	2020–21	2021–22	2022–23
PowerSchool	TBD	School Projected	TBD	TBD	TBD	TBD	TBD
PowerSchool		School Actual					
PowerSchool	50	District Projected	75	100	100	100	100

PowerSchool		<b>District Actual</b>					
-------------	--	------------------------	--	--	--	--	--

<b>ACTION PLAN FOR STRATEGY #1:</b> Implement tiered intervention to support student learning.					<b>EVALUATION</b>
<b>ACTIVITY</b>	<b>TIMELINE</b> (Start and End Dates)	<b>PERSON RESPONSIBLE</b>	<b>ESTIMATED COST</b>	<b>FUNDING SOURCE</b>	<b>INDICATORS OF IMPLEMENTATION</b>
1. Provide strategic interventions in reading to support students to perform at grade level.	2018-2023	Identified Teachers	TBD	TBD	Analysis of data using Language Live reports and R180/S44 reports.
2.					
3.					



## QUALIFIED, DIVERSE TEACHERS

<b>Performance Goal Area:</b> <input type="checkbox"/> Student Achievement* <input checked="" type="checkbox"/> Teacher/Administrator Quality* <input type="checkbox"/> School Climate (Parent Involvement, Safe and Healthy Schools, etc.)* (* required) <input type="checkbox"/> District Priority	
<i>Gifted and Talented Requires Goal and 1 Additional Goal</i> <input type="checkbox"/> Gifted and Talented: Academic <input type="checkbox"/> Gifted and Talented: Artistic <input type="checkbox"/> Gifted and Talented: Social and Emotional <input type="checkbox"/> Gifted and Talented: Other	
<b>PERFORMANCE GOAL: 1</b> The school will have qualified, diverse teachers (gender and ethnicity) by 2023.	
<b>INTERIM PERFORMANCE GOAL:</b> Meet annual targets below.	

DATA SOURCE(s):	AVERAGE BASELINE		2018–19	2019–20	2020–21	2021–22	2022–23
Employment report	% of diverse teachers 2017-18	School Projected	TBD	TBD	TBD	TBD	TBD
		School Actual					
Employment report	% of diverse teachers 2017-18	District Projected	TBD	TBD	TBD	TBD	TBD

		District Actual					
--	--	-----------------	--	--	--	--	--

ACTION PLAN FOR STRATEGY #1: Seek and support diverse candidates in teaching.					EVALUATION
ACTIVITY	TIMELINE (Start and End Dates)	PERSON RESPONSIBLE	ESTIMATED COST	FUNDING SOURCE	INDICATORS OF IMPLEMENTATION
1. Build teacher preparation with Pro Team program	2018-2023	Instructional Coach, Teacher	TBD	TBD	Increased number of classes
2. Create a plan to advocate within our counseling programs to encourage teaching as a profession	2018-2023	School counselors	TBD	N/A	Plan created
3.					

## SDE SURVEY ON SAFETY

<b>Performance Goal Area:</b> <input type="checkbox"/> Student Achievement* <input type="checkbox"/> Teacher/Administrator Quality* <input checked="" type="checkbox"/> School Climate (Parent Involvement, Safe and Healthy Schools, etc.)* (* required) <input type="checkbox"/> District Priority	
<i>Gifted and Talented Requires Goal and 1 Additional Goal</i> <input type="checkbox"/> Gifted and Talented: Academic <input type="checkbox"/> Gifted and Talented: Artistic <input type="checkbox"/> Gifted and Talented: Social and Emotional <input type="checkbox"/> Gifted and Talented: Other	
<b>PERFORMANCE GOAL: 1</b> Achieve and maintain a rate of 90% among parents, students, and teachers who agree or strongly agree they feel safe during the school day on the South Carolina Department of Education Survey.	
<b>INTERIM PERFORMANCE GOAL:</b> Meet annual targets below.	

DATA SOURCE(s):	AVERAGE BASELINE		2018–19	2019–20	2020–21	2021–22	2022–23
SC SDE School Report Card Survey		School Projected Students	≥ 90	≥ 90	≥ 90	≥ 90	≥ 90
	96.2	School Actual Students					
SC SDE School Report Card Survey		School Projected Teachers	≥ 90	≥ 90	≥ 90	≥ 90	≥ 90

	<b>100</b>	<b>School Actual Teachers</b>					
SC SDE School Report Card Survey		<b>School Projected Parents</b>	$\geq 90$	$\geq 90$	$\geq 90$	$\geq 90$	$\geq 90$
	<b>96.7</b>	<b>School Actual Parents</b>					
SC SDE School Report Card Survey	<b>91</b>	<b>District Projected Students</b>	$\geq 90$	$\geq 90$	$\geq 90$	$\geq 90$	$\geq 90$
		<b>District Actual Students</b>					
SC SDE School Report Card Survey	<b>94</b>	<b>District Projected Teachers</b>	$\geq 90$	$\geq 90$	$\geq 90$	$\geq 90$	$\geq 90$
		<b>District Actual Teachers</b>					

SC SDE School Report Card Survey	88	District Projected Parents	≥ 90	≥ 90	≥ 90	≥ 90	≥ 90
		District Actual Parents					

ACTION PLAN FOR STRATEGY #1: Enhance lines of communication between the school and stakeholders regarding existing safety measures.					EVALUATION
ACTIVITY	TIMELINE (Start and End Dates)	PERSON RESPONSIBLE	ESTIMATED COST	FUNDING SOURCE	INDICATORS OF IMPLEMENTATION
1. Communicate clearly and effectively with all stakeholders that district-wide emergency response plans are in place and include explanations of the training and drills that take place at each location	2018-2023	Administration	0	N/A	Newsletters, Social Media Posts, SIC and PTA Agendas
2. Continue to utilize social media, tip lines, phone blasts and media outlets to encourage parents, students, teachers and community members to report any concerns or issues	2018-2023	School Counselors, Administration, Front Office	0	N/A	Tips received from multiple stakeholder groups
3.					

## SAFE SCHOOL ENVIRONMENT

<b>Performance Goal Area:</b> <input type="checkbox"/> Student Achievement* <input type="checkbox"/> Teacher/Administrator Quality* <input checked="" type="checkbox"/> School Climate (Parent Involvement, Safe and Healthy Schools, etc.)* (* required) <input type="checkbox"/> District Priority	
<i>Gifted and Talented Requires Goal and 1 Additional Goal</i> <input type="checkbox"/> Gifted and Talented: Academic <input type="checkbox"/> Gifted and Talented: Artistic <input type="checkbox"/> Gifted and Talented: Social and Emotional <i>1 Academic</i> <input type="checkbox"/> Gifted and Talented: Other	
<b>PERFORMANCE GOAL: 2</b> The school will proactively address student behavior so the percentage of students recommended for expulsion each year is maintained at less than 1% of the total student population.	
<b>PERFORMANCE GOAL: 3</b> The school will continue to contribute to a safe school environment and positively impact student behavior as indicated by an annual expulsion rate of less than .07 %.	
<b>INTERIM PERFORMANCE GOAL:</b> Meet annual targets below.	

### Percent Recommended for Expulsion (Baseline will be established with the 2017-18 data)

DATA SOURCE(s):	AVERAGE BASELINE		2018–19	2019–20	2020–21	2021–22	2022–23
ESSA Federal Accountability and SDE School Report Card	(2016-17)	School Projected	≤1.0	≤1.0	≤1.0	≤1.0	≤1.0
		School Actual					
ESSA Federal Accountability and SDE School Report Card	(2016-17) 0.7	District Projected	≤1.0	≤1.0	≤1.0	≤1.0	≤1.0

<b>DATA SOURCE(s):</b>	<b>AVERAGE BASELINE</b>		<b>2018–19</b>	<b>2019–20</b>	<b>2020–21</b>	<b>2021–22</b>	<b>2022–23</b>
ESSA Federal Accountability and SDE School Report Card	(2016-17)	<b>School Projected</b>	$\leq .07$	$\leq .07$	$\leq .07$	$\leq .07$	$\leq .07$
		<b>School Actual</b>					
ESSA Federal Accountability and SDE School Report Card	(2016-17) .04	<b>District Projected</b>	$\leq .07$	$\leq .07$	$\leq .07$	$\leq .07$	$\leq .07$
		<b>District Actual</b>					
		<b>District Actual</b>					

**Annual Expulsion Rate**

<b>ACTION PLAN FOR STRATEGY #1:</b> Identify consequences other than suspension for inappropriate behavior that is not a danger to others.					<b>EVALUATION</b>
<b>ACTIVITY</b>	<b>TIMELINE</b> (Start and End Dates)	<b>PERSON RESPONSIBLE</b>	<b>ESTIMATED COST</b>	<b>FUNDING SOURCE</b>	<b>INDICATORS OF IMPLEMENTATION</b>
1. Cross train school personnel to support alternatives	2018-2023	School Team	0	N/A	Non-traditional personnel are assisting with discipline (i.e. mental health counselor, school counselor, Star Aide)
2. Further develop peer mentoring programs to support students and develop empathy.	2018-2023	School Counselors	0	N/A	Peer mentoring in schools
3. Ensure every student connected with a caring adult.	2018-2023	School Counselors	0	N/A	Students connected with adults in school buildings or buses



## CARING SCHOOL ENVIRONMENT

**Performance Goal Area:** ☐ Student Achievement\* ☐ Teacher/Administrator Quality\* ☒ School Climate (Parent Involvement, Safe and Healthy Schools, etc.)\* (\* required)  
☐ District Priority

*Gifted and Talented Requires* ☐ Gifted and Talented: Academic ☐ Gifted and Talented: Artistic ☐ Gifted and Talented: Social and Emotional  
*1 Academic Goal and 1 Additional Goal* ☐ Gifted and Talented: Other

**PERFORMANCE GOAL: 4** The school will demonstrate a caring environment as indicated by an increase in the percent of middle school students who describe their teacher as caring on the AdvancED Culture and Climate Survey.

**INTERIM PERFORMANCE GOAL:** Meet annual targets below.

DATA SOURCE(s):	AVERAGE BASELINE		2018–19	2019–20	2020–21	2021–22	2022–23
AdvancED Culture & Climate Surveys		School Projected	54%	58%	62%	66%	70%
	51%	School Actual					
AdvancED Culture & Climate Surveys	MS and HS 51	District Projected	54	58	62	66	70

		<b>District Actual</b>					
--	--	------------------------	--	--	--	--	--

<b>ACTION PLAN FOR STRATEGY #1:</b> Empower all adults (teachers, custodians, bus drivers, resource officers, administrators etc.) to establish a positive rapport with students.					<b>EVALUATION</b>
<b>ACTIVITY</b>	<b>TIMELINE</b> (Start and End Dates)	<b>PERSON RESPONSIBLE</b>	<b>ESTIMATED COST</b>	<b>FUNDING SOURCE</b>	<b>INDICATORS OF IMPLEMENTATION</b>
1. Enhance professional development to increase staff awareness and understanding of community being served	2018-2023	School team Dir. of Leadership and Staff Dvp.	TBD	Local	Bus ride to communities Visit to community
2. Establish protocols among all adults to communicate positively with students (RAM Card, School-wide Expectations)	2018-2023	School team	0	NA	Documentation of communicating protocol to staff
3. Provide opportunities for support staff to be inclusive in school culture.	2018-2023	School team/PTA	0	NA	Support staff included in decision making and support of students

## **STUDENT ATTENDANCE**

**Performance Goal Area:** ☐ Student Achievement\* ☐ Teacher/Administrator Quality\* ☒ School Climate (Parent Involvement, Safe and Healthy Schools, etc.)\* (\* required) ☐ District Priority

*Gifted and Talented Requires Goal and 1 Additional Goal* ☐ Gifted and Talented: Academic ☐ Gifted and Talented: Artistic ☐ Gifted and Talented: Social and Emotional *1 Academic* ☐ Gifted and Talented: Other

**PERFORMANCE GOAL: 5** Achieve and maintain a student attendance rate of 95% or higher.

**INTERIM PERFORMANCE GOAL:** Maintain an annual student attendance rate of 95% or higher.

DATA SOURCE(s):	AVERAGE BASELINE		2018–19	2019–20	2020–21	2021–22	2022–23
ESSA Federal Accountability and SDE School Report Card	(2016-17)	School Projected	95%	95%	95%	95%	95%
	95.8	School Actual					
ESSA Federal Accountability and SDE School Report Card	(2016-17) 95	District Projected	95	95	95	95	95
		District Actual					

<b>ACTION PLAN FOR STRATEGY #1:</b> Develop system to respond to attendance trends.					<b>EVALUATION</b>
<b>ACTIVITY</b>	<b>TIMELINE</b> (Start and End Dates)	<b>PERSON RESPONSIBLE</b>	<b>ESTIMATED COST</b>	<b>FUNDING SOURCE</b>	<b>INDICATORS OF IMPLEMENTATION</b>
1. Consistently monitor attendance trends	2018-2023	Attendance Clerk Admin team School Counselor	0	N/A	Attendance reports Review of attendance policies
2. Use data from GC Source, teacher/staff, and parent referrals to identify at-risk students	2018-2023	OnTrack Coordinator Attendance Clerk Admin team	0	N/A	Students are identified and appropriate supports are assigned
Ad					

## ENVIRONMENT: MENTAL/SOCIAL/EMOTIONAL HEALTH

**Performance Goal Area:** ☐ Student Achievement\* ☐ Teacher/Administrator Quality\* ☒ School Climate (Parent Involvement, Safe and Healthy Schools, etc.)\* (\* required) ☐ District Priority

*Gifted and Talented Requires Goal and 1 Additional Goal* ☐ Gifted and Talented: Academic ☐ Gifted and Talented: Artistic ☐ Gifted and Talented: Social and Emotional *1 Academic* ☐ Gifted and Talented: Other

**PERFORMANCE GOAL: 6** The school will create and sustain an environment that supports mental and social/emotional health, as indicated by an annual decrease in the percent of middle school students who, on the AdvancED Climate and Culture Survey, report feeling afraid, lonely, or angry while they are at school.

**INTERIM PERFORMANCE GOAL:** Meet annual targets below.

DATA SOURCE(s):	AVERAGE BASELINE		2018–19	2019–20	2020–21	2021–22	2022–23
AdvancED Culture & Climate Surveys	Afraid – 5% Lonely – 10% Angry – 8%	School Projected	Afraid ≤ 7% Lonely ≤ 13% Angry ≤ 14%	Afraid ≤ 7% Lonely ≤ 13% Angry ≤ 14%	Afraid ≤ 6% Lonely ≤ 12% Angry ≤ 13%	Afraid ≤ 6% Lonely ≤ 12% Angry ≤ 13%	Afraid ≤ 5% Lonely ≤ 11% Angry ≤ 12%
		School Actual	Afraid ≤ 8% Lonely ≤ 16% Angry ≤ 17%	Afraid ≤ Lonely ≤ Angry ≤	Afraid ≤ Lonely ≤ Angry ≤	Afraid ≤ Lonely ≤ Angry ≤	Afraid ≤ Lonely ≤ Angry ≤
AdvancED Culture & Climate Surveys	Afraid – 7% Lonely – 14% Angry 15%	District Projected	Afraid ≤ 7 Lonely ≤ 13 Angry ≤ 14	Afraid ≤ 7 Lonely ≤ 13 Angry ≤ 14	Afraid ≤ 6 Lonely ≤ 12 Angry ≤ 13	Afraid ≤ 6 Lonely ≤ 12 Angry ≤ 13	Afraid ≤ 5 Lonely ≤ 11 Angry ≤ 12

		<b>District Actual</b>	<b>Afraid ≤ Lonely ≤ Angry ≤</b>	<b>Afraid ≤ Lonely ≤ Angry ≤</b>	<b>Afraid ≤ Lonely ≤ Angry ≤</b>	<b>Afraid ≤ Lonely ≤ Angry ≤</b>	<b>Afraid ≤ Lonely ≤ Angry ≤</b>
--	--	------------------------	--	--	--	--	--

<b>ACTION PLAN FOR STRATEGY #1:</b> Continue to develop and implement proactive measures and structures to guide student behavior towards positive outcomes, which lead to a safer and more productive school environment.					<b>EVALUATION</b>
<b>ACTIVITY</b>	<b>TIMELINE</b> (Start and End Dates)	<b>PERSON RESPONSIBLE</b>	<b>ESTIMATED COST</b>	<b>FUNDING SOURCE</b>	<b>INDICATORS OF IMPLEMENTATION</b>
1. Ensure every student connected with a caring adult.	2018-2023	School counselors	0	N/A	Students connected with adults in school buildings or buses
2. Promote extracurriculars to students in need of connection.	2018-2023	Teachers	0	N/A	More students participating in extracurricular activities

Month	Type	Title
August	Select based on your level	PowerTeacher Set up
		PowerTeacher Set up
September **No PD on Sept. 5th (day after holiday)	Only come if need	New Google Sites
	Required	Review State Testing Dats /Intro Mastery Connect IRMA - NO SCHOOL
	Anchor (Required)	Review State Testing Dates /Intro Mastery Connect
	Required	MasteryConnect:Session 1 (No 1st Planning - Principal/IC Mtg)
	Choice	Deep Data Dive - Meet w/content partners Share Enrich instructions to find Share individual Scores
	Required Science ONLY	Science DE Textbook Onsite Training

Choice	Teacher Book Club - <i>Since We Fell</i> by:D.Lahane
Choice	Peer/Student Observation= Follow a student for the day <a href="https://pd.greenville.k12.sc.us/myPD.aspx?action=register&amp;sessionid=146926">https://pd.greenville.k12.sc.us/myPD.aspx?action=register&amp;sessionid=146926</a>
Choice	GMA Stress Management and Student Mental Health SafeSchool Videos <a href="https://pd.greenville.k12.sc.us/myPD.aspx?action=register&amp;sessionid=146925">https://pd.greenville.k12.sc.us/myPD.aspx?action=register&amp;sessionid=146925</a>

Month	Type	Title
October *Benchmark#1 Window Oct.23-Nov.3		Guidance (ATeam & 504) / Magnet School
		NO MEETING
**PLC Training Oct. 10 & 16		
	Choice	SLO - Front load in preparation for Benchmark results Growth V Proficiency
	Anchor	SLO / Review Testing Data Vertically / Strategies *Others attend district PD
	Choice	Mastery Connect Create Assessment for those w/o BM SS - 6th &8th Science - 7th
	Required only for those giving BM	MC Session 2: How to administer Benchmark
	Choice	Missing Work Discussion



## BM ADMIN Questions

Required

Refresh BM & Peer Observation using SOS strategies & Environment Google Form

Choice

GMA Stress Management and Student Mental Health  
SafeSchool Videos

<https://pd.greenville.k12.sc.us/myPD.aspx?action=register&sessionid=146925>

Choice

Teacher Book Club - Murder on the Orient Express

<https://pd.greenville.k12.sc.us/myPD.aspx?action=register&sessionid=147247>

Choice

Peer/Student Observation= Follow a student for the day

Choice

SLO Review Course # 147108

Choice

GMA AMLEWebinar:Teaching and Using Art in the Middle Grades

Choice

GMA Discovery Ed Webinar: VirtCon 2017

Choice

GMA AMLE Webinar:  
Just Ask Us: Kids Speak Out on Student Engagement

**Month**

**Type**

**Title**

November

\*No PD on Nov. 28th  
(career day)

No Meeting

\*\*Thanksgiving Break  
Nov.22-24

Required for those  
w/ BM

BM 1 Data = MC How to create an assessment  
FOCUS standard for SLO - Use problem/solution protocol

\*\*Mastery Connect  
common formative  
assessment complete

Anchor

PLC BM 1 Data Vertically -Use problem/solution protocol  
Create Common Assessment for FOCUS strand

by Dec. 5th

\*Others attend district PD

Nov. 13th PLC Training

Required

CPI Training

Choice

MC: complete common formative assessment

Required  
Science ONLY

Science DE Textbook Onsite Training

Choice

NO PD - Grades due and Principal/IC Mtg

Choice

Teacher Book Club - Refugee by Alan Gratz

Choice

Peer/Student Observation= Follow a student for the day

Choice

GMA AMLE Webinar Series 3  
12 Steps to Cultural Competency

Choice

GMA Discovery Ed: #DESTEMChat - Engaging Gen Z

Choice

GMA AMLE Webinar Series 5:  
Top Tips for Sustaining Change at the Middle Level

Month	Type	Title
December *MAP Growth 8th only Dec. 4-15	Choice	Benchmark 1 scores - Sign up some time during the week?

**Christmas Holiday Dec.21-Jan.2		Faculty Christmas Sat.12/9 (no meeting)
	Choice	MC: Team MtgDiscuss common assessment w/ PLC Coaches
	Anchor	PLC: Discuss Strategies vertically and share what is working using problem/solution protocol Online Textbooks - Science & SS
	Choice	Merry Christmas Treat! Share and play engaging SOS strategies and games
	Choice	GMA AMLE Webinar Series 4 Helping Students Thrive in the Middle Grades
	Choice	GMA AMLE Webinar Series 6 A Trauma-Informed Toolbox for the Middle-Level Educator
Month	Type	
January		No Meeting
*No PD on Jan. 16th (day after MLK holiday) END OF Semester		
*Benchmark#2 Window Jan.10 - Jan. 23	Choice	ESOL Strategies / Share Teacher Shadow Data Refresh MC BM Admin - Generate new test ID
	Anchor	PLC: SLO / MC Common Assessment What adjustments need to be made? Strategies?

Anchor	SLO Mid Year Conference
Required Science Only	Science DE Textbook Onsite Training
Choice	Discuss Benchmark Data-select new focus strand PLC - Four Corollary Questions
Required	Related Arts - integrating self-contained into RA classes
Choice	Teacher Book Club - Title <i>TBD</i>
Choice	Peer/Student Observation= Follow a student for the day
Choice	Socrative Smackdown / Podcast:The Big List of Discussion Strategies

Month	Type	Title
February **No PD on Feb. 20th (day after President's Day holiday)	Choice	Engaging Students through Questioning
		NO Meeting
	Make UP Science Only	Science DE Textbook Onsite Training
		PLC: Compare BM data vertically and share strategies on how to improve (FOCUS STRAND #2) using problem/ solution protocol
	Choice	Donor's Choose

Choice

Socrative Smackdown / Podcast:The  
Big List of Discussion Strategies

Choice

Teacher Book Club - Title TBD

Month	Type	Title
March *No PD on March 20th (day after workday)  *Benchmark#3 Window March 12 - 30	Required	Peer Observation / Student Shadowing DLC Team - Use SOS strategies *review benchmark administration Socrative / Quizlet Live! / SOS Strategies
	Choice	Discuss Peer / Student Observation results
	Required	Discuss Peer / Student Observation results What does student engagement look like?
	Choice	Students Panel - Feedback on instruction
	Choice	Teacher Book Club - Title <i>TBD</i>
	Choice	GMA SafeSchool Videos
Month	Type	Title
April		NO PD

\*Spring Break 2-6  
\*\*Faculty & Dept. Mtg  
moved back a week

No meeting

PLC w/ coaches - review BM 3 Data

What worked?/ What didn't?

PLC: Share BM #3 data vertically  
What worked?/ What didn't? / Use problem/solution  
Share strategies on how to improve for state testing

KINDNESS/THANK YOU DROP IN  
Prepare for Final SLO Conference

Choice

Teacher Book Club - Title *TBD*

Choice

GMA  
SafeSchool Videos